

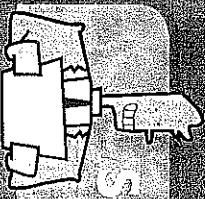
Stem cells help your fingers regenerate

If you shave off the very tip of your finger or toe it should grow back. Now scientists understand more about how this happens. Mayumi Ito at New York University and her colleagues took a closer look at mouse digits because they have similar properties to human digits. Mayumi and her team identified a previously unknown population of stem cells at the base of each mouse toenail. Tests showed that these "nail stem cells" help with ordinary nail growth, but can also rebuild the entire digit tip after amputation. It seems that we partly retain the mechanisms that operate limb regeneration in amphibians. This may provide direct clues which might be able to extend our ability to regenerate limbs.

(Nature - June 2013).



Image: Simon Hawden/ReadDigital/Photo121



STEM CELL
REPORT

Mouse heart beats again

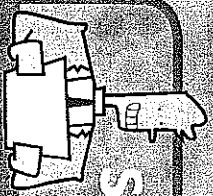
A newly beating heart is part-mouse, part-human.

For the first time, a mouse heart has been made to pulse again by stripping it of its own cells and rebuilding it with human ones. To create the hybrid heart, Lei Yang at the University of Pittsburgh took the heart from a mouse and removed all its cells. Then they repopulated with human heart stem cells that had differentiated into the three types of cell required for a heart. After a few weeks, the organ started to beat again. The engineered hearts contain about 70 per cent human heart cells.

The stem cells came from induced pluripotent stem cells generated from human skin cells, and were then turned into heart cells. The hearts beat but aren't strong enough to pump blood effectively.

Yang's long-term goal is to create human hearts that can be used for transplants, for drug testing and to better understand how a heart develops.

(New Scientist August 14th 2013)



**STEM CELL
REPORT**

Brown fat stem cells

**Brown fat stem cells hold possibilities for treating
diabetes and obesity**

Obesity and diabetes have become a global epidemic leading to severe cardiovascular (heart and circulatory) disease. Children have large amounts of brown fat that is highly metabolically active and this allows them to eat large amounts of food and not gain weight. It was thought that brown fat stem cells did not exist in adults but researchers have found them! Adults have a lot of white fat in their bodies, which leads to weight gain and cardiovascular disease but this does not happen with brown fat. Scientists have identified brown fat stem cells in the chest of patients aged from 28 to 84 years. They have been able to isolate the human stem cells, culture and grow them, and implant them into a pre-human model. This has shown positive effects on glucose levels- a good sign for treating diabetes.

This new discovery of finding brown fat stem cells may help in identifying potential drugs that may increase the body's own ability to make brown fat or find new ways to directly implant the brown fat stem cells into patients.

[http://www.sciencedaily.com/releases/2013/11/
1311211125655.htm](http://www.sciencedaily.com/releases/2013/11/1311211125655.htm)

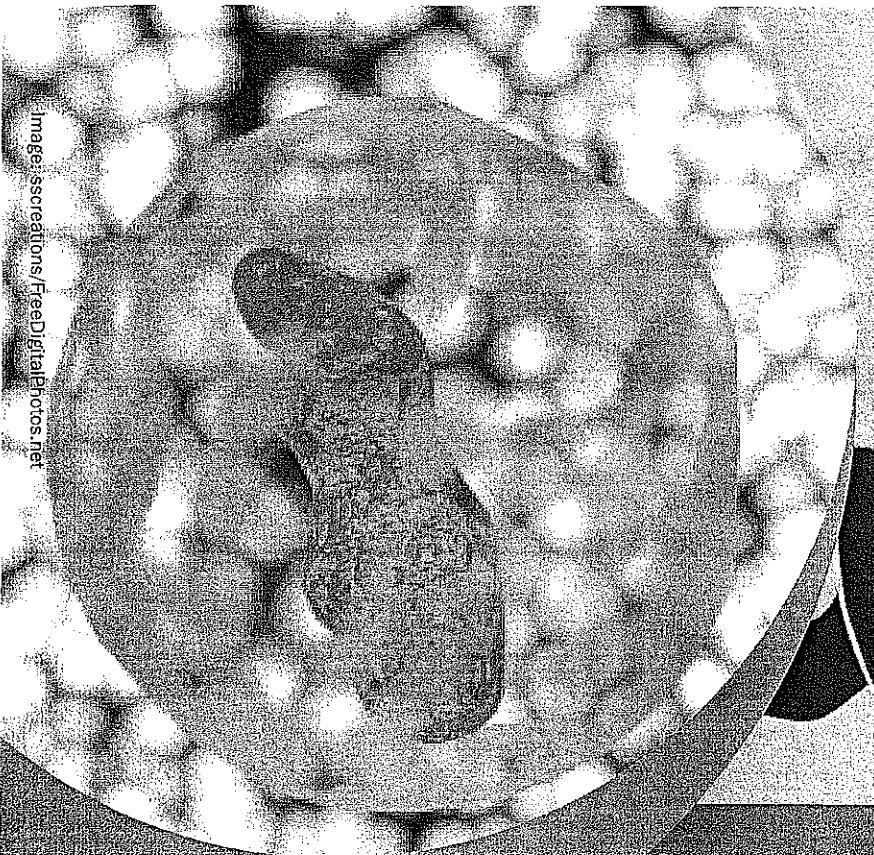
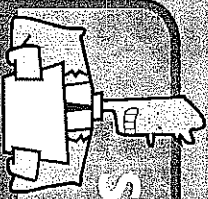


Image: sscollections/FreedigitalPhotos.net



STEM CELL
REPORT


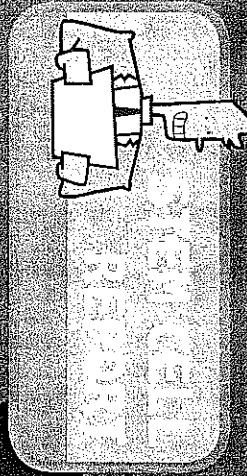


The bone-marrow register

A schoolgirl has become the youngest person to donate stem cells to a non-relative. Victoria Rathnall, 17, donated after she was found to be a match to a patient suffering from blood cancer. Victoria, from Macclesfield, Cheshire, joined the Anthony Nolan bone marrow register in February after a family friend was diagnosed with leukaemia. Anthony Nolan spokesperson said Victoria's donation made her the youngest person to provide stem cells to a non-relative. The charity's bone marrow register is just one of two in the world that accept donors under the age of 18.

Ms Rathnall said: "At first I was like, 'I'll join when I'm 18, I'm not going to make any difference', but then a friend of our family got ill and so I felt the need to join up. It was only a couple of weeks after I signed up that I told my mum. Though she was taken aback a bit at first, she thought it was a nice thing to do, especially given our friend's experience." Victoria's mother said, "It never occurred to me to try and stop her from helping another person - it makes me very proud." There are currently about 1,600 people in the UK waiting for a bone-marrow transplant and 37,000 worldwide.

<http://www.bbc.co.uk/news/uk-england-manchester-24999170>



An embryonic idea

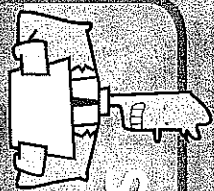
Regenerative medicine is the science of producing tissues and organs from stem cells. It is a rapidly developing field.

This week, however, it took a leap forward. A team of researchers led by Magdalena Lancaster of the Austrian Academy of Sciences in Vienna, announced that they have grown things which are not human brains, resembling brains in important ways.

Dr Lancaster's organoids, as she calls them, are a far cry from the brains in jars beloved of the writers of horror movies. But they do contain several recognisably different types of nerve cell and have features which look like those of real brains. They might be used to study human brain development and how things go wrong. This would be unethical in a living human being. They could be employed to test drugs in ways that cell cultures cannot be used.

(The Economist - 30th August 2013)

Let's



STEM CELL
REPORT

Artificial skin

Scientists have grown artificial skin using stem cells from the umbilical cord. To grow the artificial skin, the researchers used a biomaterial made of fibrin and agarose, designed and developed by the University of Granada.

One of the problems major-burn victims currently have is that, in order to apply the current techniques of artificial skin, a number of weeks are needed. That is because the skin needs to be grown from parts of the patient's healthy skin. "Creating this new type of skin using stem cells, which can be stored in tissue banks, means that it can be used instantly when injuries are caused, and which would bring the application of artificial skin forward many weeks," said Antonio Campos, Professor of Histology at the University of Granada.

http://www.zeenewsindia.com/news/health/health-news/artificial-skin-created-using-stem-cells-from-umbilical-cord_252244.html